


Scope: Adhesive recommendation Sheet Vinyl IVC

This adhesive recommendation guide provides you with the most important requirements and advice on adhesives to glue or fix a vinyl floor covering. To obtain the best results, and to fulfill our Terms & Conditions and warranty clauses, all parties must carefully follow these instructions. We do not accept any warranty claims when incorrect installations conditions are onsite or when incorrect adhesive type or application method is involved. The following recommendations ensure your chosen floor covering keeps the best adherence and durability for visual impacts.

1. Adherence (glue performance and application)

- All subfloors must be permanently dry, flat, smooth, and suitable for the occupational use of the area. Subfloors must be free of dust, grease or other contamination that will impair the bond of the adhesive/floorcovering. The relevant installation recommendations must be followed, it is also recommended that the floor covering is rolled with a minimum 50kg flooring roller during and after installation.
- Specific heterogeneous sheet vinyl floor adhesives shall be used with suitable composition and bonding performance. Depending on the backing material and emboss structure of the vinyl diverse types might apply. Bonding performance of the glue is best tested upfront on a test zone, including appearance of bubbles due to less bonding or sliding material due to no bonding.
- Only use solvent free, light colored or transparent, non-smelling, low emission, ecological friendly adhesives with a suitable open and dry time. Solvents might cause migration into the vinyl and affect your appearance with time.
- Respect always the subfloor regulations and adhesive application instructions to allow for correct bonding. Avoid installation on wet subfloors or in wet conditions which might cause migration and visual issues. Correct drying time is crucial for correct bonding. Fixing too fast or too late will cause adherence problems. Generally, all adhesive types show the advised timings: OT (open time) = TACK time or GT (gumming/waiting time) + WT (working time incl. correction time).
- Respect the indicated CT (curing time) prior to walking over the floor or prior to starting final changes, like extra PU coating (only applicable for non-coated products), welding or applying external skirts with or without coving aids.
- Only use one brand for the full subfloor system in terms of primers, levelling compound and adhesives. Compatibility between brands cannot be guaranteed.
- IVC BE is not suggesting that any manufacturer's product is preferred or has better performance than another's. It is the responsibility of the installer to ensure the adhesive is suitable for its intended use. Under all circumstances, follow the manufacturers' recommendations about timing and placement.
- The below glue list is compiled based on the opinions of the glue manufacturers for the processing of sheet vinyl floor coverings. This includes advice for intensive and heavy-duty spaces, floor heating, direct and intense sunlight and/or spaces with temperature fluctuations of more than 10° (per 24 hours) to be processed with a high-temperature fiber reinforced glue.
- The recommended notched adhesive trowel is a European A2. Adhesive consumption will vary depending upon porosity and condition of the subfloor.





A BRAND OF
UNILIN

Vinyl on a roll

- Overall EU and UK recommendations:

Supplier	Pressure Sensitive & Acrylic	Notched Trowel	High Temperature (HT) / Permanent	Notched Trowel
Ardex	AF 2365	A2	AF 140	A2
Mapei	Ultabond Eco 380	A2	Ultrabond VS90	A2
Thomsit	K188E	A2	K150	A2
UZIN	KE2000S	A2	KE66 / K49	A2
F Ball	F 58+	A2	F73 + / F81 / F84 / F44	A2

- Central & Eastern-EU specific adhesives:

- UZIN KE 418
- Ceresit UK400
- SCHÖNOX MULTIOBJECT, FLOORLASTIC, Unitech, Durocoll
- MAPEI - MAPECRYL ECO, ROLLCOLL, ULTRABOND ECO V4 EVOLUTION
- BRALEP – FIX 400, Atac 22
- Or others as per list below:

DOPORUČENÁ LEPIDLA PRO INSTALACI HETEROGENÍCH PODLAHOVIN V ROLÍCH

VÝROBCE	TYP
THOMSIT / Henkel	K 188E
	K 188S
	K 190F
	UK 840
MAPEI	Ultra Bond ECO V4SP
	Ultra Bond ECO VS60
	Ultra Bond ECO MS 4 LVT
	Ultra Bond ECO Fix
UZIN	KE 66
	KE 2000 S
KIESEL	Okatmos Star 600
	Okatmos Star 100
	Okatmos EE 19
	Okatmos EN 30
BOSTIK	STIX A 740 MULTI BEST
	STIX A 930 MULTIFASER
SCHÖNOX	SCHÖNOX EMICLASSIC
	DESIGN PRO
ARDEX	AF 2224 / AF 155
	AF 270 / AF 230
	AF 140
	AF 155
WAKOL	AF 2224
	D 3240
	D 3307
	D 3360, D 3317
	D 3318, D 3319
	D 3320, D 3360
	MS 550
D 3330	

- France specific adhesives:
Note % of moisture regulations, either stick to IVC regulations, either address bullet 3 or 4 below

Tableau de collage revêtement PVC en rouleaux

Recommandations France IVC group

Cette liste de colles a été élaborée sur la base des recommandations des fabricants de colles pour le traitement de Itec Bâtiment.

En cas d'utilisation intensive dans des espaces fortement fréquentés, de chauffage par le sol, d'exposition directe et intense à la lumière du soleil et/ou d'écart de température supérieurs à 10 degrés (en 24 heures) dans la pièce, Itec Bâtiment recommande de travailler avec une colle haute température renforcée de fibres.

Marque	Colles Polyvalentes	Colles haute Résistances
Collage en plein		
IVC Group	Xtrafloor PS	Xtrafloor HT
Bostik	MIPLAFIX 300	MIPLAFIX 800
Sader	Sadertech V6	X
Mang	Polymang SM	X
Uzin	KE 28	KE 66
Uzin	KE 2000S	X
Mapei	Ultrabond Eco 380	Ultrabond Eco VS 90 PLUS
Mapei	Ultrabond Eco V4 SP	x
Cegecol	CEGE 100 HQ-T	Durocoll
Cegecol	CEGE 100 Ultra	X
Maintien (Revêtements envers textile)		
Sader		Sader Adhesif
Uzin		U 2100

L'utilisation de ces adhésifs est soumise aux respects des instructions d'utilisations décrites par le fabricant.
La mise en œuvre de ces produits et des revêtements de sols de la gammes ITEC BATIMENT doit se faire dans le respect des exigences du DTU 53.2.

- Lentex or Leoline products recommendations:

Manufacturer	Pressure Sensitive	glue string usage	High Temperature	glue string usage
IVC Group	XtraFloor PS	A2-A5	XtraFloor HT	A2
Ardex	AF 2100	A1-A2	AF 140	A2
Bostik	Solfix Power Elastic	A2-A5	-	-
Eurocol	540 Eurosafe Spec. 640 Eurostar Spec.	A2	-	-
F. Ball & Co.	F44, F45, F46 F74, F81	A2-A5	F48	A2
Henkel Thomsit	K 188e	A2-A5	K 150	A2
Kiesel	Oktamos Star 120	A2	Oktamos EE 19	A3
Mapei	Ultrabond Eco 380	A2	-	-
Schönox	Emiclassic	A2-A5	Durocoll	A2
Stauf	Ibola D 5	A2	Ibola D 50	A2
Uzin	KE 2000 s	A2-A5	KE 66	A2
Wakol	D3320	A2	D3318	A2

Explanation of consumption and glue string teeth:

The use and amount of glue required for optimum gluing shall be indicated by the manufacturer in the technical datasheet concerned. For this purpose, indications shall be given in grams per m² and/or the teeth of the glue string.

The tooth depth, tooth gap width and tooth bridge width determine the quantity of glue, height and mutual distance of the glue ridges.

These aspects determine or influence characteristics such as a shorter or longer opening time, higher surface contact and/or residual indentation of a virtually dry glue ridge. For a full and extensive recommendation, and in particular for processing in extremely hot, cold or damp spaces, we advise you to contact your glue supplier.






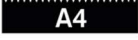
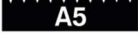
A BRAND OF
UNILIN

Vinyl on a roll

2. Renovation (vinyl over compact vinyl) or specific migration prone subfloors

When facing a difficult subfloor that might be too wet or cause migration, or when placing a vinyl floor covering on top of an existing compact vinyl floor covering, we advise adding primers and specific adhesive types.

- For supported loose lay a double-sided tape is to be used from IVC, Loose-lay tape 100MMX50M.
- For vinyl over compact vinyl or suspicious subfloor installation, we recommend Uzin3000 or Bostik Sader Adhesive (tackifier) or Uzin KE50.
- For humid areas such as showers in a bathroom, places where drains are present, wet rooms or subfloors prone to moisture migration effect, we recommend using Uzin Sigan tape.

Alternative approved glues				
Uzin	Sigan Tape	Type in accordance with Sigan opinion		200 - 280 g / m ²
				250 - 320 g / m ²
				275 - 325 g / m ²
				150 - 200 g / m ²
				180 - 200 g / m ²

3. Specific climates or wet rooms

For specific (sub) tropical climates, or wet rooms having high temperature and/or humidity conditions both in subfloor as in the environmental conditions, or when subfloor moisture is above the Unilin recommended values (see installation manual), we advise to use extra primers, monitor adhesive application strictly and use specific adhesives as indicated in section 4.

4. Aesthetic coherence

- Besides adhesive performance, aesthetic coherence with vinyl is important. Heterogenous sheet vinyl does behave differently than homogenous sheet vinyl or sheet vinyl reinforced by barrier layers. Within heterogenous sheet vinyl, the different product types will also have a different behavior. Foamed or textile backed products will be more robust compared to compact or entry level product portfolio.
- Inhouse reliability climate chamber tests with our products have been done on a subset of adhesive brands, to simulate long-term performance in combination with the adhesive type.
- Always check with adhesive manufacturers about suitability of use with IVC floorcoverings and formulation changes and for aesthetic impact check with IVC Technical Department for the latest revision of the compatible adhesives.

The non exhaustive overview below shows our actual tested adhesive compatibility matrix. As of January 1st, 2025, warranty clauses are set in combination with the test results of the current formulation of adhesives. Excellent and intermediate adhesives listed below will be guaranteed for aesthetic coherence, whereas low compatible and non-listed adhesives, will not be subject to default product warranty or guarantee. On request we can test your proposed adhesive upfront, lead time for test is ~3-6 months.



A BRAND OF
UNILIN

Vinyl on a roll

Adhesive coherence overview:

Excellent		
Supplier	Adhesive	Type
Ardex	AF185	
Bostik	Fix A760 Tech	
	R3Bond	SV-LVT
	Sader Adhesif	Tackifier
Cegecol	Cege 100 HQT	SC
DL Chemicals	Paracol Universal Flooring	
F-Ball	F46	
Forbo	Eurocol 640	
Mapei	Ultrabond Eco V4 Evolution	
	Ultrabond Eco V4SP Fiber	
Roberts	6300	
Sangetsu Benidine	BB-516	
Schönox	Emi Classic	SV
	Pro Design	LVT
	Pro Mate	SV
Sika	Sikabond 150	SV
Soudal	LVT Premium	LVT
Unilin	Quickstep Livyn	LVT
Uzin	UZ 88	Carpet
	KE 66	
	KE 68	
	KR 430	SV

Intermediate		
Supplier	Adhesive	Type
Bostik	Power Elastic	LVT
	Stix A540 Multi Plus	
	Stix A550 Power Elastic	
	Stix A800	
	Stix A800	
Forbo	Eurocol 540	
HB Fuller	Tec 540	
	Tec 640	
IVC	Xtrafloor PS	LVT
Kiesel	Kiesel EE 19	
Mapei	Ultra Bond Eco V4SP	
	Ultrabond 333	
	Ultrabond Eco Fix	
	Ultrabond Eco VS 60	
	Ultrabond Eco VS 90 Plus	
Uzin	KE 25	
Weber	Weberbond primo	

Low		
Supplier	Adhesive	Type
Ardex	AF178	
	AF148	
	AF130	
	AF155	
	AF2224	
	AF2365	
Bostik	Stix A100 Project	
	Stix A300 Multi Floor	
	Stix A340 LVT Project	
	Stix A740 Multi Best	
F-Ball	F44	
IVC	Xtrafloor HT	LVT
Mapei	Mapecryl Eco	
	Ultrabond Eco 375	
	Ultrabond Eco 380	
	Ultrabond TX57	
Schönox	Durocoll	LVT
Soudal	LVT 20FE	LVT
	LVT 120FT	LVT
Thomsit	K188E	SV
Uzin	KE 2000S	SV
Wakol	D 3320	
Weber	Weber.floor 4817	
	Weber.floor 4890	
	Weber.floor 4891	
	Weberbond max	
	Weberbond star	

Please inquire our technical team for updates on new test cycles throughout the year.

5. Terms and Conditions, Warranty

Separate purchase T&C [Unilin | division flooring - Sales conditions](#) and IVC sheet vinyl warranty clauses apply [Document Library | IVC Commercial](#), available on the website and links mentioned on the purchase order confirmation. Read carefully prior to purchase, install and maintaining your sheet vinyl floor covering. Videos are available on [Installation guides for heterogeneous vinyl | Install and Clean](#).

Further queries and claims are to be reported through your respective distribution channel that can transfer the claim with a claim form to IVC.aftersales@unilin.com or for Poland sales officeflooringpolska@unilin.com.

This version was issued in April 2026, and replaces all earlier versions. The English version is always leading. IVC reserves the right to update this information at any time, without notice.

Enjoy your sheet vinyl floor.